

CLEARING

Top Tips Guide 2018

bathspa.ac.uk/clearing

Call our clearing helpline
01225 875550



DON'T
PANIC!

**Didn't get the exam results you expected?
Didn't apply to university, or aren't happy
with the choice you made?**

Don't panic.

There are thousands of students who are in
the same position as you.

Clearing can help you find a place at a
university you like, on a course you love.




DID YOU KNOW...

Clearing opens on 5 July,
so you can access it as soon
as you have your results.


In this 'Top Tips' guide you'll find advice
and guidance on how to prepare for the
day and what information you will need to
hand.

We've also included a handy checklist for
you to print and fill out as you speak to
each university of your choice.

A circular arrangement of question marks in white and light blue on a teal background. The question marks are arranged in a ring, with some in white and some in light blue, creating a decorative border around the central text.

WHAT IS
CLEARING?

If your exam results weren't what you were expecting, Clearing is the opportunity to go to a different university and study a similar course, or a brand new course.

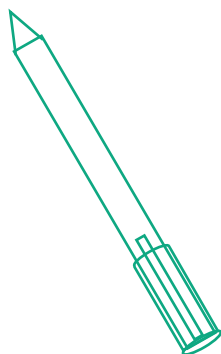


Find out about [Clearing](#) at Bath Spa University or call our clearing helpline:

01225 875550

YOU CAN USE CLEARING IF:

- You're applying after 30th June
- You didn't receive any offers when you first applied
- You don't want to accept the offers you've received
- You didn't meet the conditions of your offer
- You've changed your mind since first applying



Remember, if you just missed your grades to get into your chosen university you should check with them to see whether they will accept you. Check the status of your offer as soon as possible on results day - you may get a surprise!



BE PREPARED!

PREPARE


Research all the universities that have the subject you're interested in. But remember to think about every aspect of university life, including the accommodation on offer, as you will need somewhere to live.

LIST

Use the UCAS website for the full list of clearing courses available. You can check to see if the course you're interested in is listed here. You may also come across a course you weren't expecting. Consider similar courses to the one you originally applied for, you can also do joint degrees that combine two subjects.

DID YOU KNOW...

In Clearing universities can only make unconditional offers, so you will need your qualifications in hand, before you can be made an offer.



You can view current Bath Spa clearing courses [here](#).

PHONE

Don't be afraid to talk to a university to see if they have availability. And ask questions! It's important you get all the information you need before making your choice. All universities will have a clearing number on their website so get dialling.

CHANGE

Don't be scared to change universities, others are in the same position! You will probably find yourself loving that university more than your initial choice.



ON THE
DAY

1. DON'T PANIC

Whatever the outcome, you always have options.

2. CHECK COURSES

Check courses in Clearing. You'll find these on UCAS or university websites.

3. HAVE YOUR INFO TO HAND

You will need your:

- UCAS number
- Clearing number
- Exam results
- Personal Statement
- Any questions

4. BE COMFORTABLE

When you're making calls to universities, find a place which is quiet and stress free. Remember the advisors on the end of the phone are here to help you. Don't forget to charge your phone and laptop the night before.

5. MAKE NOTES

Write things down! During the stress of the day you may forget what someone is telling you so write down everything they say. Use our handy checklist on the back page.

6. ASK QUESTIONS

The university has to be right for you, and you for it. So ask questions! Make sure you have noted down the questions you want to ask before you make each phone call. You may find it hard to remember once you start talking.

7. BE PERSISTENT AND FLEXIBLE

Don't be disheartened if the university you want says no. Keep calling other universities and be flexible. Consider alternative courses that are related to what you want to study.

8. ENTER YOUR CHOICE

You can enter your choice on Clearing Track after 3pm on A-Level results day, but only enter once you have been given a place. Make sure your chosen university sends you an email confirmation! The University will normally give you 24hours to accept their offer.

9. BOOK A VISIT

Once your place is confirmed you may want to think about student finance and accommodation or visit an Open Day.

CLEARING CHECKLIST

Print this checklist and fill it out as you speak to each university of your choice.

UCAS ID: _____ CLEARING ID: _____

UNIVERSITY: _____

TEL: _____

EMAIL: _____

WEBSITE: _____

COURSE OFFERED: _____

CAMPUS TOUR: _____ DATE: _____

ACCOMMODATION AVAILABLE: _____

NOTES: _____

EMAIL CONFIRMATION: YES NO

HOW I FEEL?: _____